



DRIVER EVALUATION & TRAINING

CROTCHED MOUNTAIN

OFFERING A LIFELONG ALLIANCE
TO PEOPLE WITH DISABILITIES

OTHER CLINICAL SERVICES

- Aquatic Therapy
- Assistive Technology
- Audiology
- Developmental Pediatrics
- Dysphagia
- Occupational Therapy
- Physical Therapy
- Psychiatry
- Psychology
- Sensory Integration Therapy
- Speech-Language Pathology
- Wheelchair Seating & Mobility Assessment

Who is eligible for the program?

Most individuals with a disabling diagnosis or condition are eligible for participation in the program. Clients must be seizure free for 12 months. As a learner's permit is not required in New Hampshire, we are able to evaluate and train younger drivers from neighboring states. Individuals with disabilities including, but not limited to, the following diagnoses or conditions, may be referred to the program:

Age related issues
Amputee
Arthritis
Arthrogyposis
Cerebral Palsy
Cerebral Vascular Accident
Diabetes
Dwarfism
Gullian-Barre

Learning Disabilities
Multiple Sclerosis
Muscular Dystrophy
Parkinson's Disease
Post-Polio
Spina Bifida
Spinal Cord Injury
Traumatic Brain Injury
Visual Impairments

What is Driver Evaluation?

Driver Evaluation assesses an individual's ability to operate a vehicle safely and assesses strengths/limitations in the physical, visual, cognitive, and perceptual domains. The evaluation results in specific recommendations for adaptive devices, vehicle type, vehicle modifications, and a training program.

What is Driver Training?

Driver Training is for persons over the age of 15 1/2 who may or may not have driven previously. The instructional program is customized for the needs of the individual. Behind-the-wheel instruction focuses on basic vehicle control and maneuvers, rural, urban, and highway driving. Tutoring and directed private study help to prepare the client for the state license examination.

Who are the program personnel?

The program is staffed by the New Hampshire Certified Driving Instructor, who is a member of the Association of Driver Rehabilitation Specialists (known by its former acronym, ADED). An occupational therapist works with the program to provide appropriate service as needed.

How much does it cost?

The charge is dependent on the services that are provided. Please call the Driver Evaluation & Training office to discuss cost.

What kinds of vehicles are used?

Two vehicles are used for evaluation and training:

- A sedan with mechanical hand controls for gas/brake control, left foot gas pedal, and a variety of steering devices.
- A small SUV with variable effort steering, mechanical hand-control, left-foot accelerator, and pedal extensions.

More about the program.

- Services may be provided at Crotched Mountain, or in the client's home area. Additional fees are charged for travel to the client's home.
- In cases when an occupational therapist pre-driving assessment is needed a doctor's prescription will be required.
- Evaluations typically take 2 hours to complete.
- Training sessions are generally scheduled in 1 to 2 hour blocks. This may vary dependent on client fatigue, weather, road, and traffic conditions.

To schedule an appointment, or to obtain further information,
please contact our office: (800) 258-1466 (NH only), (603) 547-3311, ext. 292

E-mail: driver@crotchedmountain.org • Web: www.crotchedmountain.org • TTY: 603-547-2532

DIRECTIONS TO



One Verney Drive
Greenfield NH
03047
(603) 547-3311, ext.292
www.crotchedmountain.org

CROTCHED MOUNTAIN

OFFERING A LIFELONG ALLIANCE
TO PEOPLE WITH DISABILITIES

May I stay at Crotched Mountain while I receive services?

Yes, on campus accommodations are available. The fee includes meals in the staff dining room.

From the South:

North (East) on Route 202 to Route 136 in Peterborough, East on Route 136 to Greenfield, and turn left onto Route 31 North. Turn right onto Crotched Mountain Road. Turn Right on Verney Drive and follow signs for the main entrance/reception.

From the North:

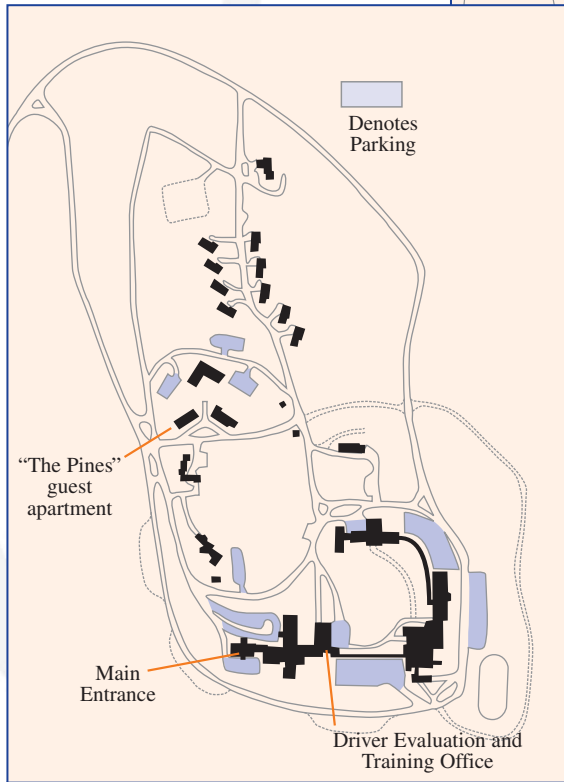
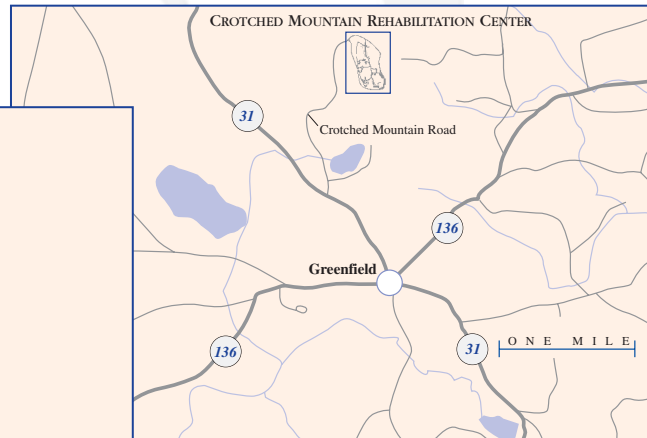
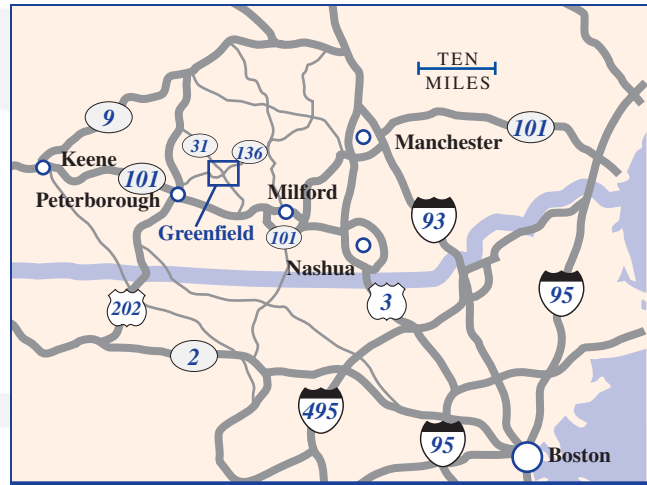
Take 93 South to 89 North. Exit 89 to Route 9 West towards Keene. Turn onto Route 202 South in Hillsborough. Take Route 31 South in Bennington to Greenfield. After entering Greenfield, turn left onto Crotched Mountain Road. Turn right onto Verney Drive and follow signs for the main entrance/reception.

From the West:

Take 91 to Route 9 East. In Keene go straight onto Route 101 East. In Peterborough, take Route 202 East to Route 136 East towards Greenfield. Take 136 into Greenfield and turn left onto Route 31 North. Turn right onto Crotched Mountain Road. Turn Right on Verney Drive and follow signs for the main entrance/reception.

From the East:

Take Route 3 North to Exit 8 for Route 101 West. In Wilton turn right onto Route 31 North towards Greenfield. In Greenfield turn right onto Route 31 North. Turn right onto Crotched Mountain Road. Turn Right on Verney Drive and follow signs for the main entrance/reception.



APPOINTMENT INFORMATION

	Date
	Time
	Evaluator/Instructor