



CROTCHED MOUNTAIN

OFFERING A LIFELONG ALLIANCE
TO PEOPLE WITH DISABILITIES

OTHER CLINICAL SERVICES

- Aquatic Therapy
- Audiology
- Developmental Pediatrics
- Driver Evaluation & Training
- Dysphagia
- Occupational Therapy
- Physical Therapy
- Psychiatry
- Psychology
- Sensory Integration Therapy
- Speech-Language Pathology
- Wheelchair Seating & Mobility

ASSISTIVE TECHNOLOGY

ENHANCING THE LIVES OF PEOPLE WITH DISABILITIES BY
IDENTIFYING AND FULFILLING THEIR TECHNOLOGY NEEDS.

Being unable to access the computer, television, lights, or the microwave can be very frustrating for people of all ages. This is the reason Crotched Mountain has developed a computer access and environmental control assessment program. We want to become part of your team. Our goal is to improve access to educational, work, and every day living activities by offering any number of improved features that may make life easier for you. Our dedicated staff has the technical experience to perform an assessment and follow-up to assure easy access to the things people love.

Each assessment includes participation by a physical or occupational therapist and a RESNA certified assistive technology practitioner. Working in partnership with you and your caregivers, we provide solutions to meet your access problems.

Pre-Assessment Review

We begin by studying your assessment intake forms and related medical, educational, and work-related documentation. An assessment is scheduled only if there is agreement that it will benefit you.

Assessment

- The assessment takes approximately 2 1/2 hours.
- First, all of your team members will meet with you to determine goals.
- Next, your current environment or computer set-up is assessed to see access difficulties.
- We then breakdown these environmental or computer problems into small workable solutions.
- We conduct a series of performance-based activities to test our solutions for effectiveness and efficiency.
- Our inventory of trial equipment and library of product catalogs are at your disposal to help in deciding which solution best suits your needs.
- As a result of your assessment, you receive a detailed written report, summarizing findings and listing recommended solutions.

Follow-up

The importance of an accurate assessment cannot be emphasized enough. It can save thousands of dollars in device purchase and years of dissatisfaction with a device that does not meet your needs. This is why we conduct follow-up consultations at one-month and six-month intervals. We remain available to help you make the most of your new equipment.

Rates are available upon request.

Related Services

Wheelchair Seating & Mobility Clinic:

We conduct a comprehensive seating and mobility clinic with seating specialists and assessment equipment.

Custom Product Manufacturing:

We have the equipment, materials, expertise to make a custom product designed especially for you.

Special accommodations are available upon request. To make a referral, or obtain further information, please contact Outpatient Services: (800) 258-1466 (NH only), (603) 547-3311, ext. 1660

E-mail: outpatient@crotchedmountain.org • Web: www.crotchedmountain.org • TTY: 603-547-2532

DIRECTIONS TO



One Verney Drive
 Greenfield NH
 03047
 (800) 258-1466
www.crotchedmountain.org

CROTCHED MOUNTAIN

OFFERING A LIFELONG ALLIANCE
 TO PEOPLE WITH DISABILITIES

From the South:

North (East) on Route 202 to Route 136 in Peterborough, East on Route 136 to Greenfield, and turn left onto Route 31 North. Turn right onto Crotched Mountain Road. Turn right onto Verney Drive. Follow signs for Outpatient Services.

From the North:

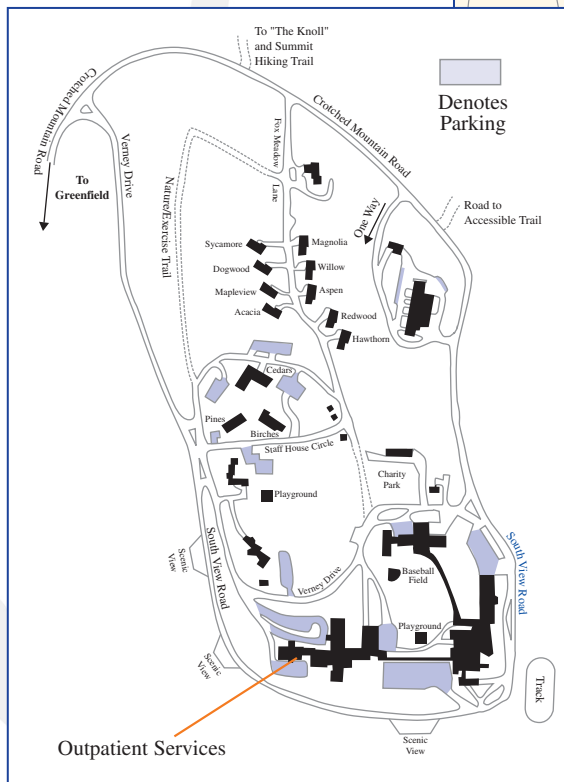
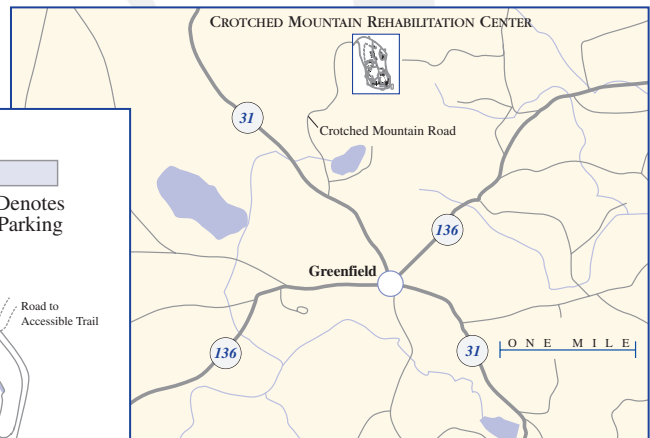
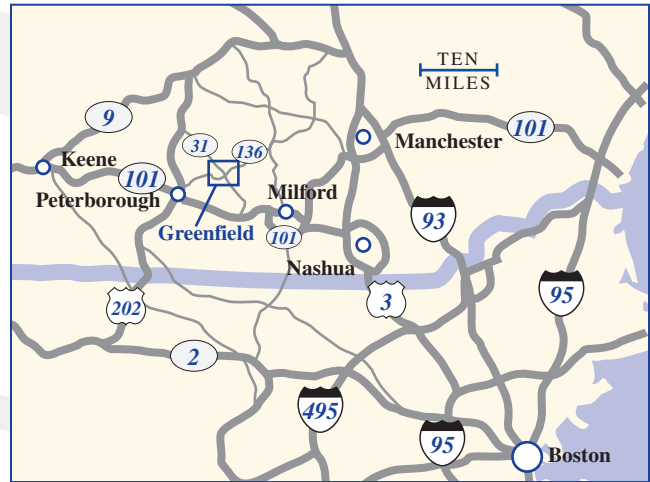
Take 93 South to Concord and merge onto 89 North. Bear left at Exit 5 onto Routes 202/9 West, towards Henniker/Keene. At Hillsborough, follow Route 202 West towards Antrim/Peterborough. At Bennington, turn left onto Route 31 South into Greenfield. Turn left onto Crotched Mountain Road. Turn right onto Verney Drive. Follow signs for Outpatient Services.

From the West:

Take 91 to Route 9 East. In Keene go straight onto Route 101 East. In Peterborough, take Route 202 East to Route 136 East towards Greenfield. Take 136 into Greenfield and turn left onto Route 31 North. Turn right onto Crotched Mountain Road. Turn right onto Verney Drive. Follow signs for Outpatient Services.

From the East:

Take Route 3 North to Exit 8 for Route 101-A West to Route 101 West. In Wilton turn right onto Route 31 North towards Greenfield. In Greenfield turn right onto Route 31 North. Turn right onto Crotched Mountain Road. Turn right onto Verney Drive. Follow signs for Outpatient Services.



APPOINTMENT INFORMATION

Date
Time
Clinician