



CROTCHED MOUNTAIN

OFFERING A LIFELONG ALLIANCE
TO PEOPLE WITH DISABILITIES

OTHER CLINICAL SERVICES

- Aquatic Therapy
- Assistive Technology
- Audiology
- Developmental Pediatrics
- Driver Evaluation & Training
- Dysphasia
- Occupational Therapy
- Physical Therapy
- Psychology
- Sensory Integration Therapy
- Speech-Language Pathology

Our basic assessment includes:

Pre-Clinic Review

We begin by studying your clinic intake forms and related medical documentation. A clinic is scheduled only if there is agreement that it will benefit you.

Clinical Assessment

- The clinic takes approximately 3 1/2 hours.
- First, all of your team members will meet with you to determine goals.
- Next, we assess your existing equipment and how effective it is meeting your needs.
- We then assess your muscle strength and tone, movement patterns, and ranges of motion to determine your best equipment options.
- We also conduct a series of measurements to ensure that your equipment is properly sized for you.
- Our inventory of trial equipment and library of product catalogs are at your disposal to help in deciding which equipment best suits your needs.
- As a result of your assessment, you receive a detailed written report, summarizing clinical findings and listing recommended equipment.

WHEELCHAIR SEATING & MOBILITY ASSESSMENT CLINIC

BE COMFORTABLE! For nearly 50 years, Crotched Mountain has helped people determine their best seating and mobility solutions. We want to become part of *your* team. Our goal is to improve the quality of life for persons using wheelchairs — by increasing comfort or mobility or, perhaps, by offering any number of improved features that may make life easier for you. Our dedicated staff has the experience, the clinical and technical know-how, as well as the resources to perform an assessment to assure your chair is comfortable and easy for you to use.

Each meeting includes participation by physical or occupational therapists and a certified assistive technology practitioner. Working in partnership with you, your care givers, and your durable medical equipment dealer, we provide customized solutions to your seating and mobility needs.

Referrals may be made by consumers, their families, therapists, teachers, physicians or other care givers. To learn more about our services, rates, or to make a referral, please give us a call at 800-258-1466.

Your durable medical equipment dealer can submit this report to your insurance company, as needed.

Follow-Up

Once your durable medical equipment dealer has obtained and assembled the equipment, you return to our clinic so that we can assist you in the first fitting.

A follow-up consultation will be made after the initial fitting to monitor your new seating system. Thereafter, we remain available to help you make the most of your equipment.

Payment for the Clinical Assessment portion is generally through New Hampshire Medicaid or private pay. Rates are available upon request.

Related Services

Comprehensive Assessment: This more involved clinic includes services such as equipment simulation, pressure mapping analysis and extended equipment trials.

Custom Product Manufacturing: We have the equipment, materials, and expertise to make a custom product designed especially for you.

Special accommodations are available upon request. To schedule an appointment, or to obtain further information, please contact Outpatient Services: (800) 258-1466 (NH only), (603) 547-3311, ext. 1660

E-mail: outpatient@crotchedmountain.org • Web: www.crotchedmountain.org • TTY: 603-547-2532

DIRECTIONS TO



One Verney Drive
Greenfield NH
03047
(800) 258-1466
www.crotchedmountain.org

CROTCHED MOUNTAIN

OFFERING A LIFELONG ALLIANCE
TO PEOPLE WITH DISABILITIES

From the South:

North (East) on Route 202 to Route 136 in Peterborough, East on Route 136 to Greenfield, and turn left onto Route 31 North. Turn right onto Crotched Mountain Road. Turn right onto Verney Drive. Follow signs for Outpatient Services.

From the North:

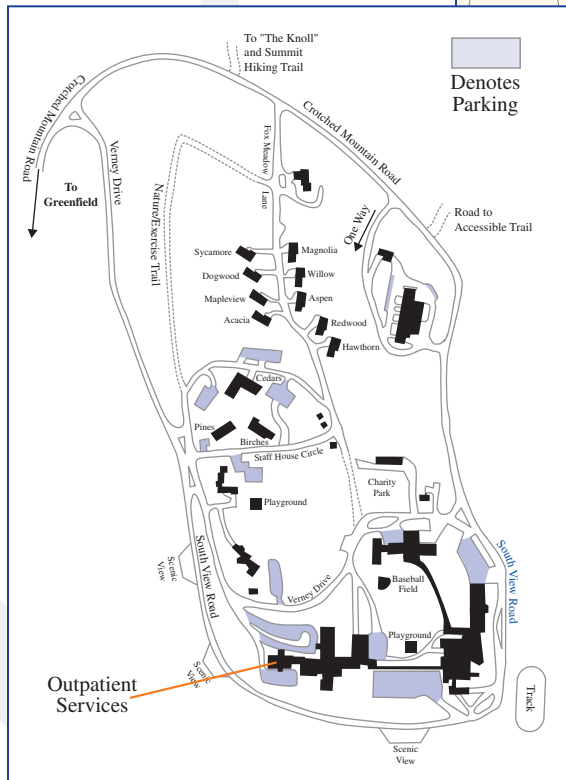
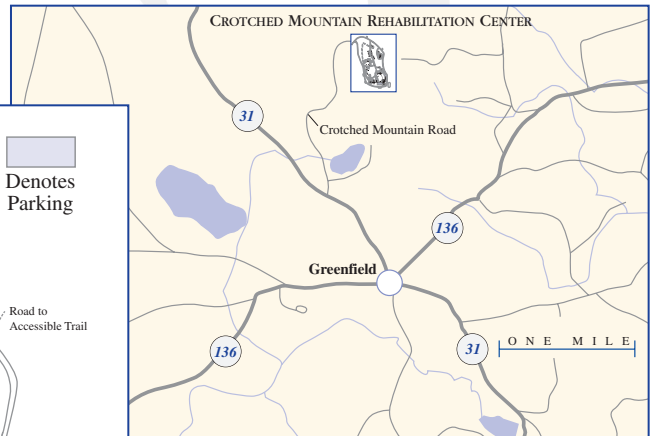
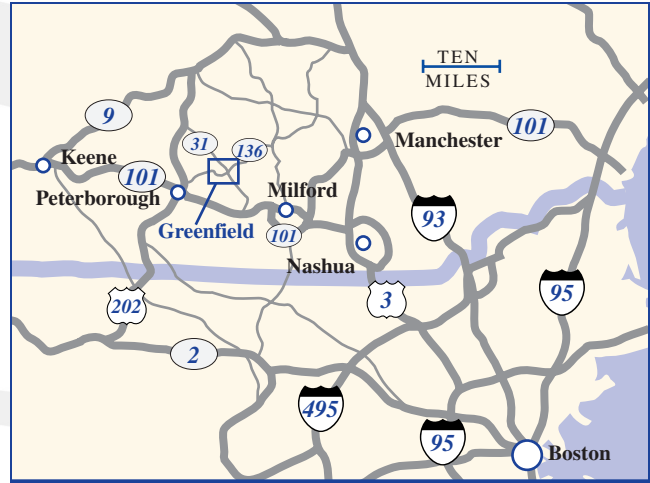
Take 93 South to Concord and merge onto 89 North. Bear left at Exit 5 onto Routes 202/9 West, towards Henniker/Keene. At Hillsborough, follow route 202 West towards Antrim/Peterborough. At Bennington, turn left onto Route 31 South into Greenfield. Turn left onto Crotched Mountain Road. Turn right onto Verney Drive. Follow signs for Outpatient Services.

From the West:

Take 91 to Route 9 East. In Keene go straight onto Route 101 East. In Peterborough, take Route 202 North to Route 136 towards Greenfield. Take 136 into Greenfield and turn left onto Route 31 North. Turn right onto Crotched Mountain Road. Turn right onto Verney Drive. Follow signs for Outpatient Services.

From the East:

Take Route 3 North to Exit 8 for Route 101-A West to Route 101 West. In Wilton turn right onto Route 31 North towards Greenfield. In Greenfield turn right onto Route 31 North. Turn right onto Crotched Mountain Road. Turn right onto Verney Drive. Follow signs for Outpatient Services.



APPOINTMENT INFORMATION

_____	Date
_____	Time
_____	Clinician